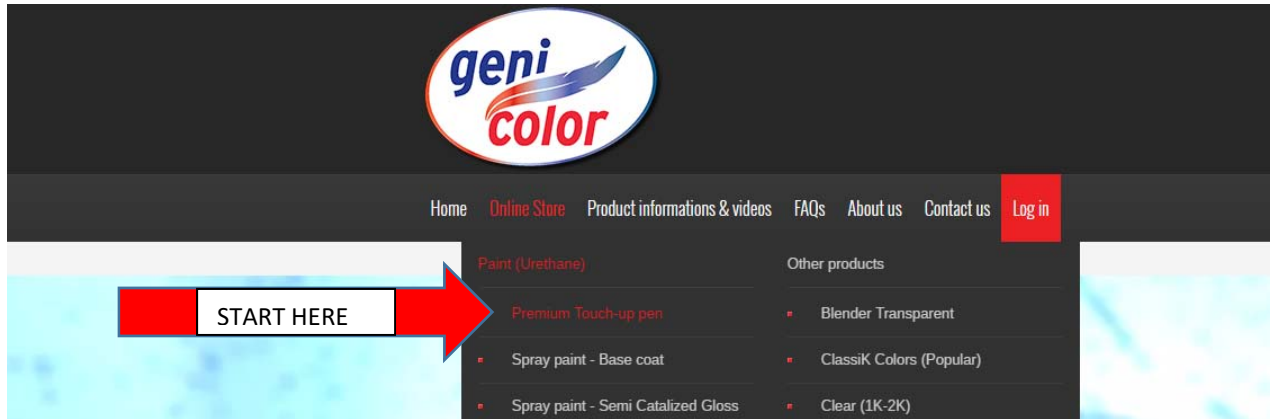
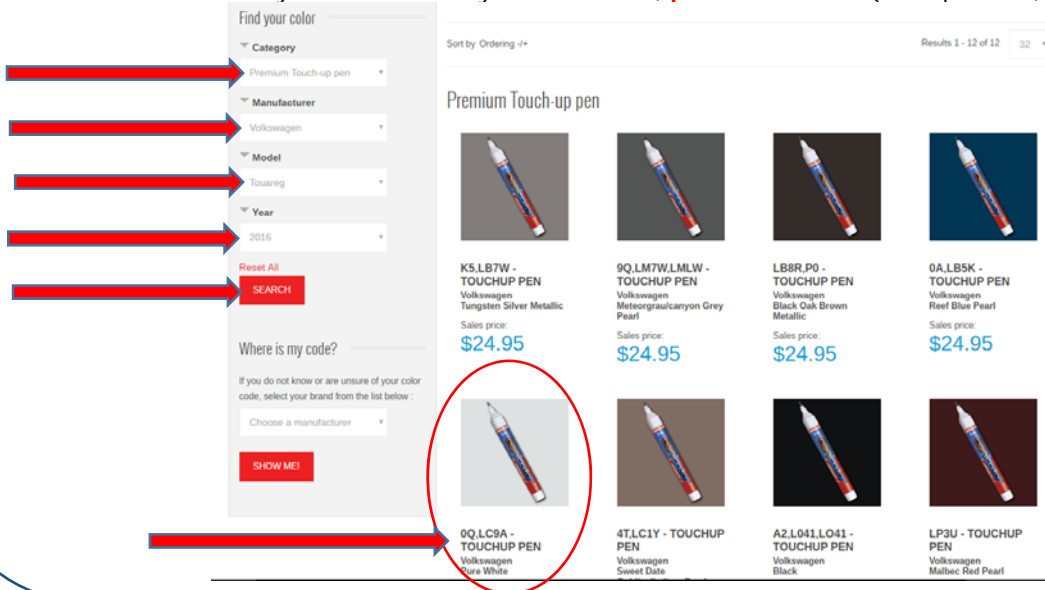


If you have purchased a prepaid card and want to order a touch up pen, follow these steps:

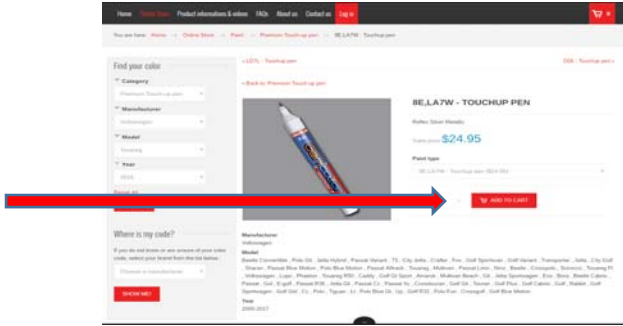
Click the tab **ON LINE STORE** and click sub menu **PREMIUM TOUCH UP PEN**



- 1- Category: Should be **Premium Touch Up pen**. If not please select it.
Click and choose the **Manufacturer** of your car
Click and choose your car **MODEL**
Click and choose the **YEAR** of your car.
Click **SEARCH**
From the list on the right, Find the **code, make** of your vehicle and the **color** (Do not worry if the name is different than what you have or if more codes appear beside yours).
Once you have located your color code, **please select it** (Example: VW, LC9A, White)



2- Click **add to cart**

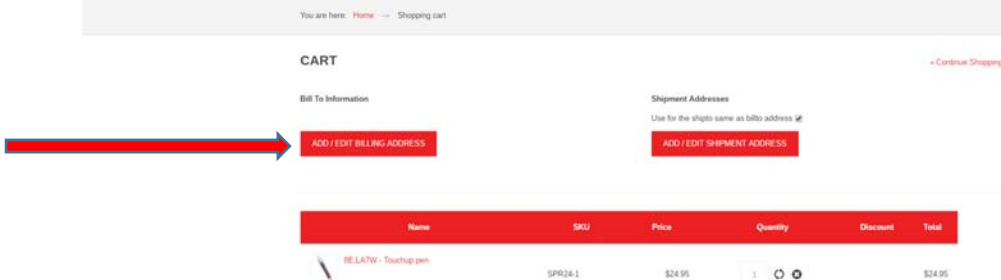


3- Click **SHOW CART**



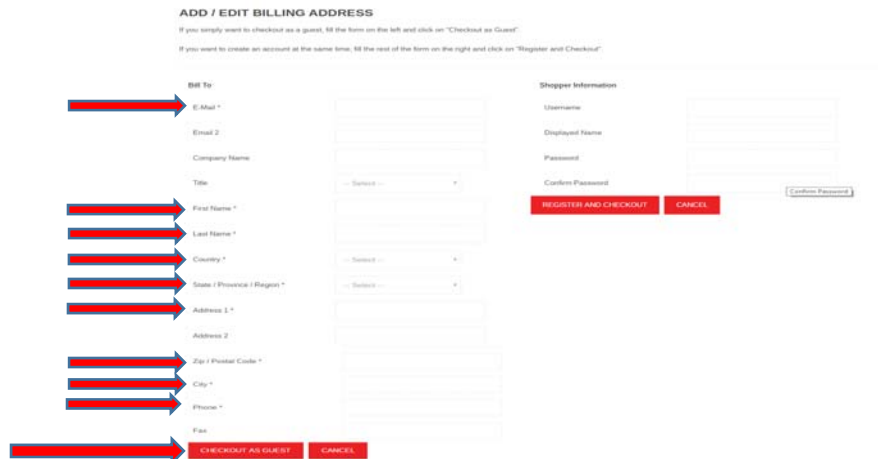
4- Click **Add/Edit billing address** information under **"BILL TO"**

Do not fill in the section **shipment address** unless you wish to send it to another address

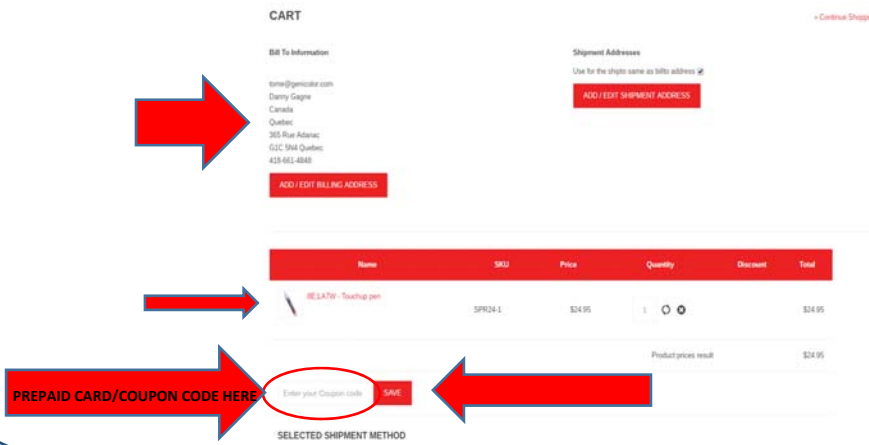


5- Fill in section **"ADD/EDIT BILLING ADDRESS"** (Must enter information with * beside) Click **"CHECKOUT AS GUEST"**

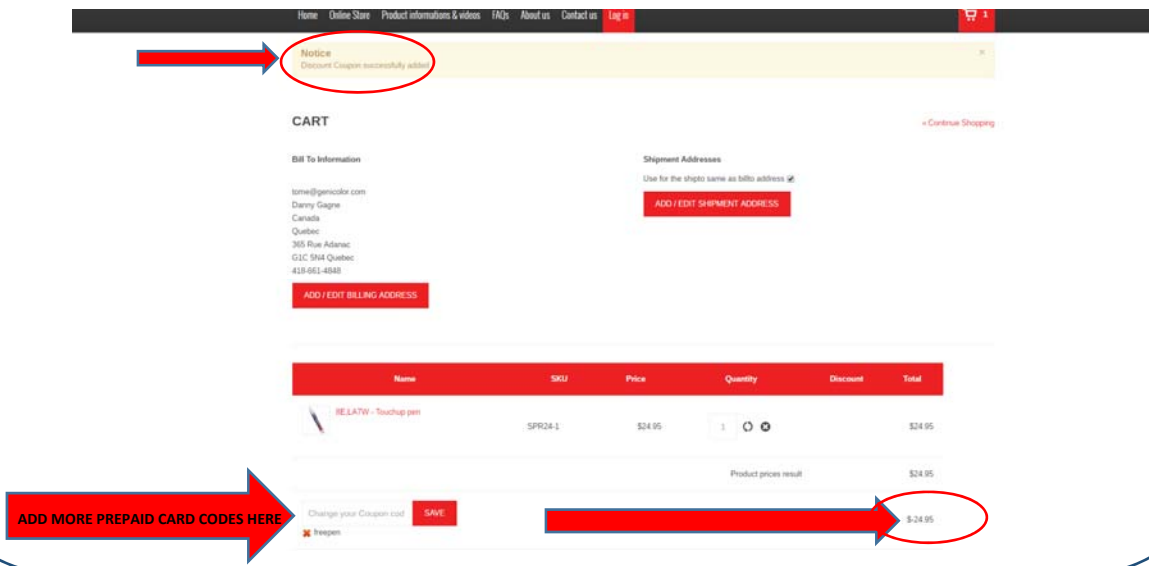
Section **SHOPPER INFORMATION** is optional and not needed to order your Pen



- 6- Verify address you entered is correct
 Verify you have selected the Touch up pen desired, code and make of vehicle
 Click and Enter your **"PERSONNAL NUMBER"** in the area **"ENTER YOUR COUPON CODE"**
 ***** MAKE SURE YOUR CODE IS ACCURATE AND EXACT OR YOU WILL KEEP GETTING
 THIS MESSAGE: YOUR COUPON CODE NOT FOUND. PLEASE TRY AGAIN.
 If you have any other message, please contact us to validate your Prepaid Card code.
 CLICK **"SAVE"**



- 7- Once your prepaid card/COUPON has been accepted, you will see this message:
"NOTICE: Discount coupon successfully added" and will show **-\$24.95** or the value
 of your coupon code
 Note: you may add more prepaid card numbers as needed for each pen ordered



8- If you are given options

"shipment method" Choose option **"Canada Post Free with prepaid Card"**

"Payment method" Choose option **"PREPAID CARD"**

The balance of your order should be \$0.00 unless you purchased other products or chose express shipping

Notes and special requests: optional

Order ticket: optional

Select **"Click here to read terms of service..."**

CLICK: **"CHECK OUT NOW"**

The screenshot shows a checkout page with the following elements:

- PLEASE SELECT A SHIPMENT METHOD:** Radio buttons for 'test', 'Canada Post or Free with Prepaid Card (Items only) Touch Up pen Canada, USA, Europe (Fee: +\$5.75)', 'Express Shipping Express Touch up pens (Fee: +\$17.25)', and 'pick-up Warehouse'. A red arrow points to the 'Canada Post or Free with Prepaid Card' option.
- SELECT PAYMENT METHOD:** Radio buttons for 'Paypal', 'Prepaid Card', and 'Credit Card'. A red arrow points to the 'Prepaid Card' option. Below this are fields for 'Credit Card Number', 'CVV', and 'Expiration Date'.
- Summary:** A table showing 'Subtotal: \$0.00' and 'Total: \$0.00'. The 'Total' is circled in red.
- Notes and special requests:** A text input field.
- Order ticket:** A text input field.
- Terms of Service:** A checkbox with the text 'Click here to read terms of service and check the box to accept them.' A red arrow points to this checkbox.
- CHECK OUT NOW:** A red button at the bottom right. A red arrow points to this button.

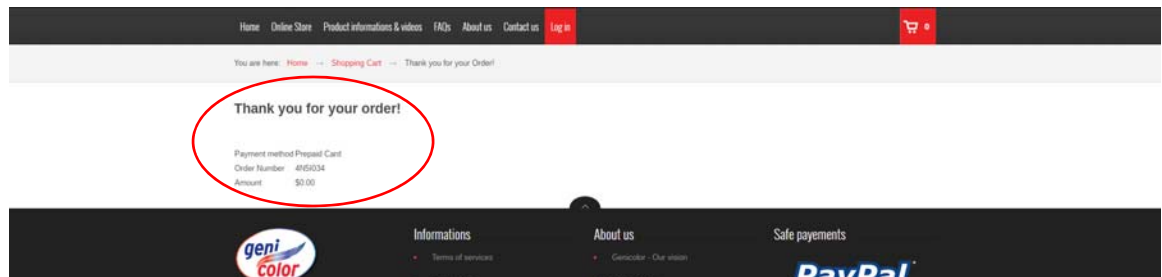
9- Once your order is confirmed, you will see this message:

Payment Method: **Prepaid Card**

Order number: **Keep this number as a reference if you need to contact us**

Amount: **\$0.00**

If you have entered your email address, you will receive confirmation of your purchase.



Do not hesitate to contact us if you have problems or need help completing your transaction
Toll free: 1-877-661-4848